



LED Slim Panel Ecomax 40W

Features

- Ultra slim design, only 7.7mm thick
- Precise tooling and manufacture
- Flicker free & high performance

Benefits

- Minimal aesthetic footprint once installed
- Seamless frame with high quality and aesthetics
- Anti-glare control provide stress free ambience light

Application



Library



Shopping Mall



Office



Conference Room







Hospital



School

Specification

Item Code	Item Description	Power (W)	Power Factor	Lumen (lm)	Efficacy (lm/W)	Input Current (mA)	CRI (Ra)	CCT	Lifetime (L70B50)	MOQ (pcs)
140056121	LEDSPanelRc-EII Sq595-40W-3000-WH-GP	40	0.90	3300	83	195	≥70	3000	30Khrs	200
140055905	LEDSPanelRc-EII Sq595-40W-4000-WH-GP	40	0.90	3300	83	195	≥70	4000	30Khrs	200
140055906	LEDSPanelRc-EII Sq595-40W-6000-WH-GP	40	0.90	3300	83	195	≥70	6000	30Khrs	200
140056123	LEDSPanelRc-EII Re295-40W-3000-WH-GP	40	0.90	3300	83	195	≥70	3000	30Khrs	200
140055909	LEDSPanelRc-EII Re295-40W-4000-WH-GP	40	0.90	3300	83	195	≥70	4000	30Khrs	200
140055910	LEDSPanelRc-EII Re295-40W-6000-WH-GP	40	0.90	3300	83	195	≥70	6000	30Khrs	200
140056660	LEDSPanelRc-EII Sq595-40W-3000-WH-GP-R80	40	0.90	3300	83	195	≥80	3000	30Khrs	200
140056661	LEDSPanelRc-EII Sq595-40W-4000-WH-GP-R80	40	0.90	3300	83	195	≥80	4000	30Khrs	200
140056662	LEDSPanelRc-EII Sq595-40W-6000-WH-GP-R80	40	0.90	3300	83	195	≥80	6000	30Khrs	200
140056663	LEDSPanelRc-EII Sq603-40W-3000-WH-GP-R80	40	0.90	3300	83	195	≥80	3000	30Khrs	200
140056664	LEDSPanelRc-EII Sq603-40W-4000-WH-GP-R80	40	0.90	3300	83	195	≥80	4000	30Khrs	200
140056665	LEDSPanelRc-EII Sq603-40W-6000-WH-GP-R80	40	0.90	3300	83	195	≥80	6000	30Khrs	200
140056666	LEDSPanelRc-EII Sq295-40W-3000-WH-GP-R80	40	0.90	3300	83	195	≥80	3000	30Khrs	200
140056667	LEDSPanelRc-EII Re295-40W-4000-WH-GP-R80	40	0.90	3300	83	195	≥80	4000	30Khrs	200
140056668	LEDSPanelRc-EII Re295-40W-6000-WH-GP-R80	40	0.90	3300	83	195	≥80	6000	30Khrs	200

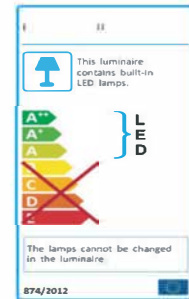
Accessory	Packaging Unit		MOQ	Picture
	Carton Dimension(mm) (LxWxH)	Note		
140052463 LEDSPANEL-EII Clip	350x210x110	One code includes 4 clips in one bag, for one panel. 20 bags/carton	100	
140051140 LEDSPANEL-EII Suspended Rope	350x210x110	One code includes 4 ropes, for one panel. 50 bags/carton.	100	
140051141 LEDSPANEL-EII 35W-Driver	1345x520x520	One code includes 1 driver, for one panel. 40 bags/carton.	40	
140056435 LEDSPANEL-EII 40W-Driver	1345x520x520	One code includes 1 driver, for one panel. 40 bags/carton.	40	

Technical Specifications	
On / Off Cycles	50,000
Colour Consistency (SDCM)	6
Dimmable	No
Beam Angle (°)	120
Finishing Colour	White
IP	IP20(IP 40 for surface part)
Driver Integrated (Yes/No)	No
Glow Wire Test	650°C
Driver Failure Rate	1% at 5,000hrs
Weight (kg/pc)	3.18/3.20/2.92

Electrical Supply	
Frequency (Hz)	50 / 60
Voltage (V)	220-240
AC/DC	AC

Mechanical Properties	
Housing Material	Aluminum
Optical Material	35W PMMA 40W PS

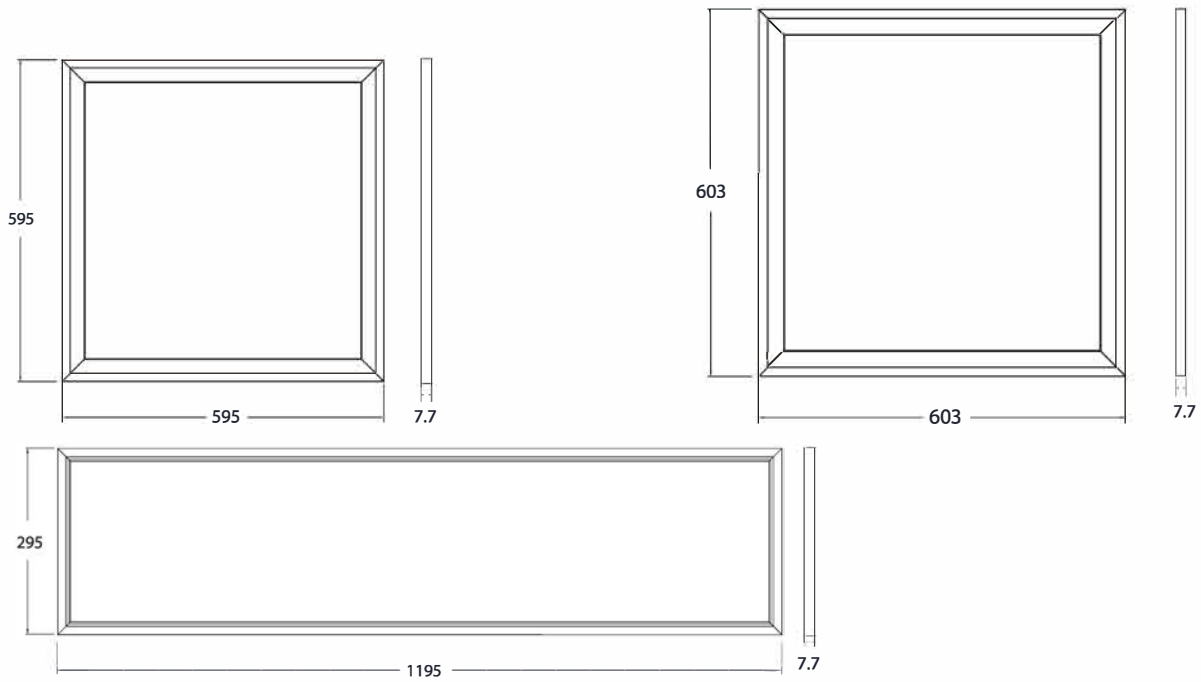
Application Conditions	
Operating Temperature	-10-45°C
Application Temperature	25°C
Storage Environment	-25-50°C



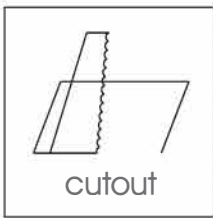
Packaging Information

Item		Single Box(1pc/box)		Packaging Unit(8pcs/unit)		
Item Code	Item Description	Dimensions(mm) (LxWxH)	Gross Weight (kg)	Dimensions(mm) (LxWxH)	Gross Weight (kg)	Packing Qty (pcs/CTN)
140056121	LEDSPanelRc-EII Sq595-40W-3000-WH-GP	684*650*41	4.01	665*192*712	16.03	4
140055905	LEDSPanelRc-EII Sq595-40W-4000-WH-GP	684*650*41	4.01	665*192*712	16.03	4
140055906	LEDSPanelRc-EII Sq595-40W-6000-WH-GP	684*650*41	4.01	665*192*712	16.03	4
140056123	LEDSPanelRc-EII Re295-40W-3000-WH-GP	1257*337*47	4.06	1265*188*402	16.24	4
140055909	LEDSPanelRc-EII Re295-40W-4000-WH-GP	1257*337*47	4.06	1265*188*402	16.24	4
140055910	LEDSPanelRc-EII Re295-40W-6000-WH-GP	1257*337*47	4.06	1265*188*402	16.24	4
140056660	LEDSPanelRc-EII Sq595-40W-3000-WH-GP-R80	684*650*41	4.01	665*192*712	16.03	4
140056661	LEDSPanelRc-EII Sq595-40W-4000-WH-GP-R80	684*650*41	4.01	665*192*712	16.03	4
140056662	LEDSPanelRc-EII Sq595-40W-6000-WH-GP-R80	684*650*41	4.01	665*192*712	16.03	4
140056663	LEDSPanelRc-EII Sq603-40W-3000-WH-GP-R80	687*647*44	4.12	666*198*715	16.48	4
140056664	LEDSPanelRc-EII Sq603-40W-4000-WH-GP-R80	687*647*44	4.12	666*198*715	16.48	4
140056665	LEDSPanelRc-EII Sq603-40W-6000-WH-GP-R80	687*647*44	4.12	666*198*715	16.48	4
140056666	LEDSPanelRc-EII Sq295-40W-3000-WH-GP-R80	1257*337*47	4.06	1265*188*402	16.24	4
140056667	LEDSPanelRc-EII Re295-40W-4000-WH-GP-R80	1257*337*47	4.06	1265*188*402	16.24	4
140056668	LEDSPanelRc-EII Re295-40W-6000-WH-GP-R80	1257*337*47	4.06	1265*188*402	16.24	4

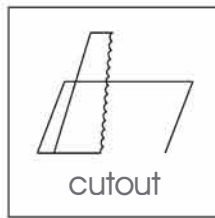
Dimensional Drawing



Cut-out Drawing

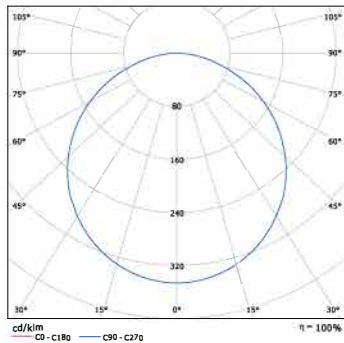


585X585



285X1185

Photometric Data



110°(35W/40W)