









fixed-mounted circuit breaker 4-pole, size II, IEC In=4000A to 690V, AC50/60Hz Icu=66kA at 500V rear connection vertical Overcurrent release ETU 25 LSI protection adjustable 0.4-1 in Motorized/manual operating mechanism with spring charging motor AC 50/60 Hz 208-240 V or 220-250 V DC Activation AC 50/60 Hz 230 V, 220 V DC With 1st auxiliary release Shunt release "F", F1 50/60 Hz 230 V AC/220 V DC, 100% on-load factor without 2nd auxiliary release 2NO+2NC

Model	
product brand name	SENTRON
product designation	ACB
design of the product	IEC 60947-2
design of the actuating element	Pushbutton
type of the driving mechanism	Manual/motorized operating mechanism with mechanical and electrical closing
type of the driving mechanism / motor drive	Yes
design of the overcurrent release	ETU25B
General technical data	
number of poles	4
size of the circuit-breaker	2
utilization category	B
circuit-breaker / Design	3WL1
Voltage	
Rated insulation voltage Ui	1 000 V
insulation voltage / rated value	1 000 V
operating voltage	
• at AC / at 50/60 Hz / rated value	690 V
Protection class	
protection class IP	IP20
protection class IP / on the front	IP20
protection function of the overcurrent release	LSI
Dissipation	
power loss [W]	
• for rated value of the current / at AC / in hot operating state / per pole	250 W
• maximum	750 W
Current	
operational current	
• at 40 °C / rated value	4 000 A
• at 45 °C / rated value	4 000 A
• at 50 °C / rated value	3 950 A
• at 55 °C / rated value	3 950 A
• at 60 °C / rated value	3 810 A
• at 65 °C / rated value	3 810 A
• at 70 °C / rated value	3 600 A
continuous current / rated value / maximum	4 000 A
continuous current / rated value	4 000 A
adjustable current response value current	
• of the current-dependent overload release / full-scale value	4 000 A
• of instantaneous short-circuit trip unit / minimum	50 000 A
• of instantaneous short-circuit trip unit / maximum	50 000 A
Main circuit	
operating frequency	
• 1 / rated value	50 Hz
• 2 / rated value	60 Hz

Auxiliary circuit								
number of NC contacts / for auxiliary contacts	2							
number of NO contacts / for auxiliary contacts	2							
Suitability								
suitability for use	Plant / motor protection							
Adjustable parameters								
adjustable current response value current / of the current-dependent overload release / initial value	1 600 A							
Product details								
product component								
• trip indicator	Yes							
• voltage trigger	Yes							
• undervoltage release	No							
design of the auxiliary switch	2 NO + 2 NC							
product extension / optional / motor drive	No							
Product function								
product function								
• grounding protection	No							
• phase failure detection	Yes							
Display and operation								
display version	without display							
Short circuit								
operating short-circuit current breaking capacity (Ics)								
• at 415 V / rated value	66 kA							
• at 500 V / rated value	66 kA							
• at 690 V / rated value	50 kA							
maximum short-circuit current breaking capacity (Icu)								
• at 415 V / rated value	66 kA							
• at 500 V / rated value	66 kA							
• at 690 V / rated value	50 kA							
Mechanical Design								
height	440.5 mm							
width	590 mm							
depth	419 mm							
Environmental conditions								
ambient temperature / during operation								
• minimum	-20 °C							
• maximum	70 °C							
ambient temperature / during storage								
• minimum	-40 °C							
• maximum	70 °C							
General Product Approval		EMC	Declaration of Conformity					
		Confirmation						
Test Certificates		Marine / Shipping						
Miscellaneous		Type Test Certificates/Test Report		Special Test Certificate				
Marine / Shipping		other						



Dangerous Good

[Transport Information](#)

Further information

Industry Mall (Online ordering system)

<https://mall.industry.siemens.com/mall/en/en/Catalog/product?mfb=3WL1240-2CB41-4GA2>

Service&Support (Manuals, Certificates, Characteristics, FAQs,...)

<https://support.industry.siemens.com/cs/ww/en/ps/3WL1240-2CB41-4GA2>

Image database (product images, 2D dimension drawings, 3D models, device circuit diagrams, ...)

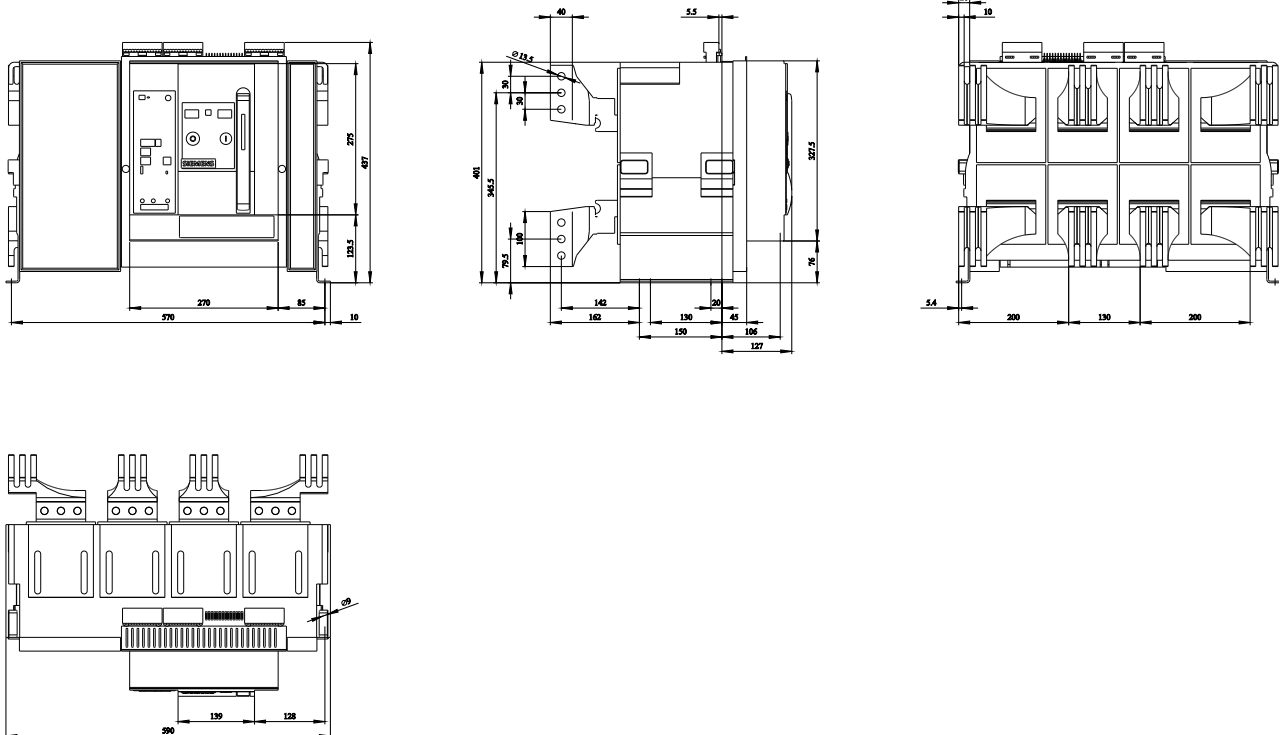
http://www.automation.siemens.com/bilddb/cax_en.aspx?mfb=3WL1240-2CB41-4GA2

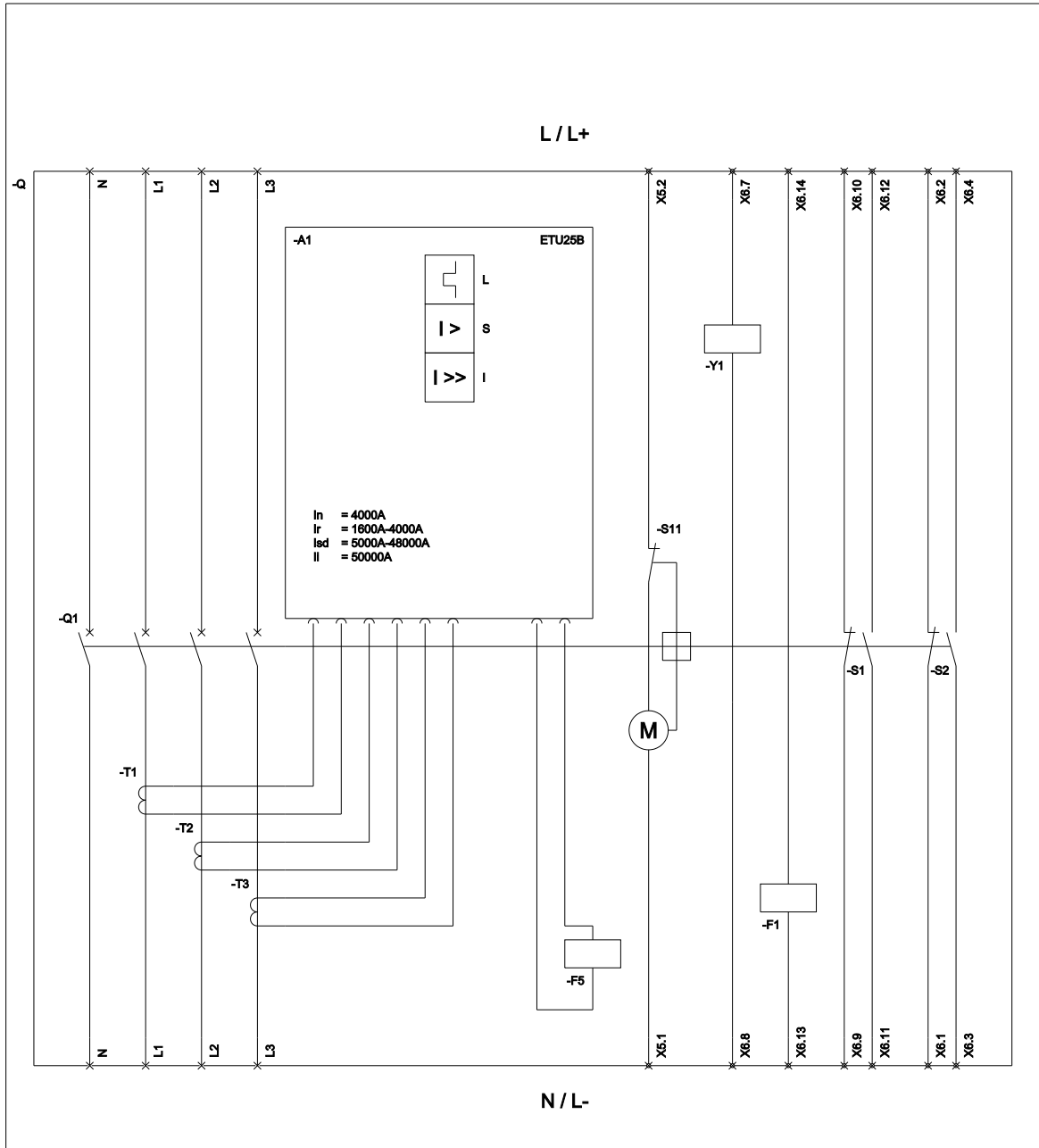
CAX-Online-Generator

<http://www.siemens.com/cax>

Tender specifications

<http://www.siemens.com/specifications>





L (Long Time Delay / Überlastschutz); S (Short Time Delay / Kurzschlusschutz, kurzzeitzögernd); I (Instantaneous / Kurzschlusschutz, unverzögert);
 S11 (Internal motor shutdown switch, if spring is tensioned / Interner Motorabstellschalter, wenn Feder gespannt); F1 (1st auxiliary release / Erster Hilfsauslöser);
 F5 (Maglatch for trip unit / Auslösemagnet); S1 - S8 (Auxiliary switch / Hilfschalter); Y1 (Closing coil / Einschaltmagnet);

last modified:

3/23/2020 

