

125AF MCCB

ABS125c, ABH125c



ABS102c



ABS103c



ABS104c

For more information

- Drawings ▶ 77 page
- Trip curves ▶ 73 page
- Accessories ▶ 60 page
- Connection and mounting ▶ 89 page

Ratings

Frame size		125AF						
Type and Pole		S-Type			H-Type			
	2-pole	ABS102c			ABH102c			
	3-pole	ABS103c			ABH103c			
	4-pole	ABS104c			ABH104c			
Rated current, I _n		15-20-30-40-50-60-75-100-125A						
Rated operational voltage, U _e		AC: 690V						
		DC: 500V						
Rated insulation voltage, U _i		AC: 750V						
Rated impulse withstand voltage, U _{imp}		8kV						
Rated short-circuit breaking capacity, I_{cu}		S-Type			H-Type			
	AC	690V	8kA			10kA		
		480/500V	26kA			35kA		
IEC 60947-2 (I _{cu})		460V	37kA			50kA		
I _{cs} =100%I _{cu}	415V	37kA			50kA			
		380V			50kA			
	220/250V		85kA			100kA		
	DC	500V(3P)	20kA			30kA		
	250V(2P)	20kA			30kA			
Protective function		Overload, Short-circuit						
Type of trip unit		Thermal-Magnetic						
Magnetic trip range		12 × I _n (30A and under: 400A)						
Endurance	Mechanical	25000 operations						
	Electrical	10000 operations						
Connection	Standard	Front connection						
	Optional	Rear connection						
Mounting		Screw fixing						
Dimensions (mm)		Pole	2p	3p	4p	2p	3p	4p
		a	60	90	120	60	90	120
		b	155			155		
		c1 <i>Note)</i>	60			60		
		c2 <i>Note)</i>	64			64		
		d	82			82		
		Weight, kg	Standard	0.7	1	1.2	0.7	1
Certification		Pole	2p	3p	4p	2p	3p	4p
CE marking			○			○		

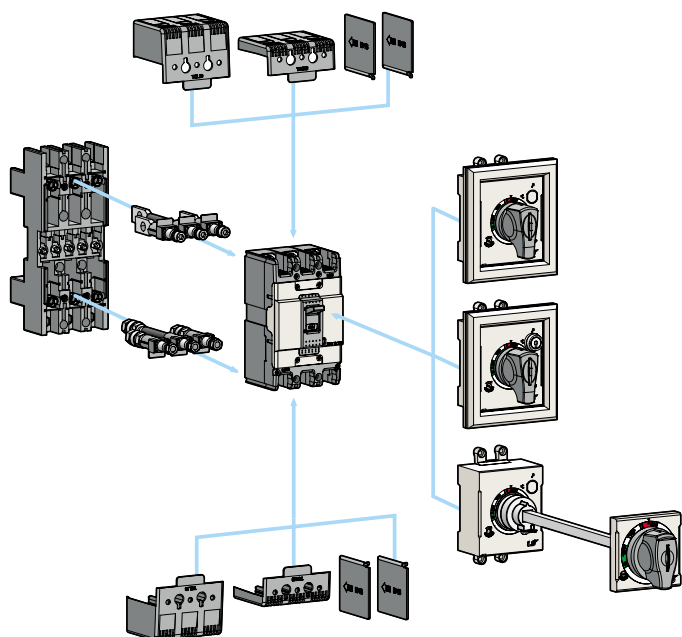
Note) Depth by door cut size : c1 for large cut, c2 for small cut

Ordering types

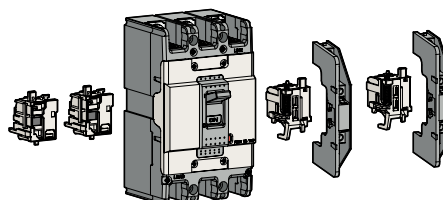
Breaker types

ABS type (37kA/460V)			
Rated current, In	2-pole	3-pole	4-pole
15 A	ABS102c/15	ABS103c/15	ABS104c/15
20 A	ABS102c/20	ABS103c/20	ABS104c/20
30 A	ABS102c/30	ABS103c/30	ABS104c/30
40 A	ABS102c/40	ABS103c/40	ABS104c/40
50 A	ABS102c/50	ABS103c/50	ABS104c/50
60 A	ABS102c/60	ABS103c/60	ABS104c/60
75 A	ABS102c/75	ABS103c/75	ABS104c/75
100 A	ABS102c/100	ABS103c/100	ABS104c/100
125 A	ABS102c/125	ABS103c/125	ABS104c/125

ABH type (50kA/460V)			
Rated current, In	2-pole	3-pole	4-pole
15 A	ABH102c/15	ABH103c/15	ABH104c/15
20 A	ABH102c/20	ABH103c/20	ABH104c/20
30 A	ABH102c/30	ABH103c/30	ABH104c/30
40 A	ABH102c/40	ABH103c/40	ABH104c/40
50 A	ABH102c/50	ABH103c/50	ABH104c/50
60 A	ABH102c/60	ABH103c/60	ABH104c/60
75 A	ABH102c/75	ABH103c/75	ABH104c/75
100 A	ABH102c/100	ABH103c/100	ABH104c/100
125 A	ABH102c/125	ABH103c/125	ABH104c/125



Accessories




Electrical auxiliaries

AX	Auxiliary Switch	
AL	Alarm Switch	
AX+AL	Combination switch	
SHT	Shunt Trip	
UVT	Undervoltage trip	

Maximum possibilities

T-position	One of above auxiliaries
R-position	Option of AX or AL or AX+AL

Note) For more detail see 60 page



External accessories

ABS125c ABH125c	Name
IB23	Insulation barrier
TCL23	Terminal cover (Long)
TCS23	Terminal cover (Short)
DH125	Rotary handle (Direct)
DHK125	Rotary handle (Direct, Key lock)
EH125	Rotary handle (Extended)
RTB2	Rear terminal (Bar)
RTR2	Rear terminal (Round)
PB-C3	Plug-in kit
PHL125	Pad handle lock

Note) For more detail see 65 page