

250AF MCCB

ABN250c, ABS250c, ABH250c



ABS202c



ABS203c



ABS204c

Ratings

Frame size		250AF									
Type and Pole		N-Type			S-Type			H-Type			
	2-pole	ABN202c			ABS202c			ABH202c			
	3-pole	ABN203c			ABS203c			ABH203c			
	4-pole	ABN204c			ABS204c			ABH204c			
Rated current, In		100-125-150-175-200-225-250A									
Rated operational voltage, Ue		AC: 690V									
		DC: 500V									
Rated insulation voltage, Ui		AC: 750V									
Rated impulse withstand voltage, Uimp		8kV									
Rated short-circuit breaking capacity, Icu		N-Type			S-Type			H-Type			
	AC	690V	8kA			8kA			10kA		
		480/500V	18kA			26kA			35kA		
IEC 60947-2 (Icu)		460V	26kA			37kA			50kA		
Ics=100%Icu	AC	415V	26kA			37kA			50kA		
		380V	30kA			42kA			50kA		
	220/250V	65kA			85kA			100kA			
	DC	500V(3P)	10kA			20kA			30kA		
	250V(2P)	10kA			20kA			30kA			
Protective function		Overload, Short-circuit									
Type of trip unit		Thermal-Magnetic									
Magnetic trip range		12 × In									
Endurance	Mechanical	25000 operations									
	Electrical	10000 operations									
Connection	Standard	Front connection									
	Optional	Rear connection									
Mounting		Screw fixing									
Dimensions (mm)		Pole	2p	3p	4p	2p	3p	4p	2p	3p	4p
		a	105	105	140	105	105	140	105	105	140
		b		165			165			165	
		c1 <i>Note)</i>		60			60			60	
		c2 <i>Note)</i>		64			64			64	
		d		87			87			87	
		Weight, kg	Standard	1.1	1.2	1.6	1.1	1.2	1.6	1.1	1.2
Certification		Pole	2p	3p	4p	2p	3p	4p	2p	3p	4p
CE marking				○			○			○	

Note) Depth by door cut size : c1 for large cut, c2 for small cut

For more information

- Drawings ▶ 78 page
- Trip curves ▶ 74 page
- Accessories ▶ 60 page
- Connection and mounting ▶ 89 page

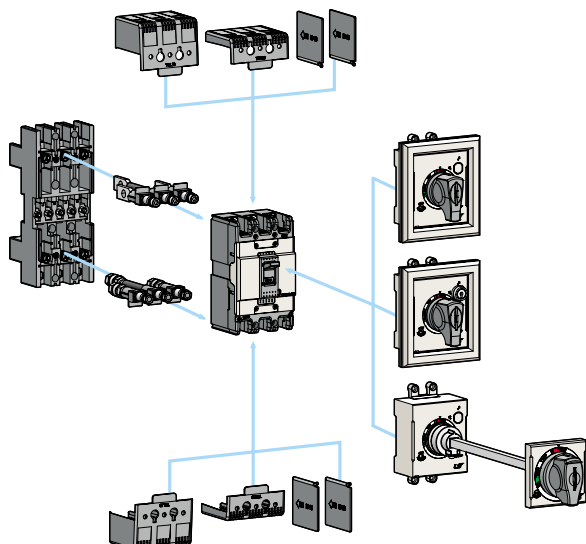
Ordering types

Breaker types

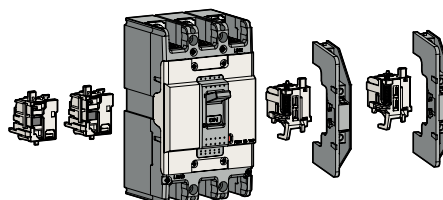
ABN type (25kA/460V)			
Rated current, In	2-pole	3-pole	4-pole
100 A	ABN202c/100	ABN203c/100	ABN204c/100
125 A	ABN202c/125	ABN203c/125	ABN204c/125
150 A	ABN202c/150	ABN203c/150	ABN204c/150
175 A	ABN202c/175	ABN203c/175	ABN204c/175
200 A	ABN202c/200	ABN203c/200	ABN204c/200
225 A	ABN202c/225	ABN203c/225	ABN204c/225
250 A	ABN202c/250	ABN203c/250	ABN204c/250

ABS type (37kA/460V)			
Rated current, In	2-pole	3-pole	4-pole
100 A	ABS202c/100	ABS203c/100	ABS204c/100
125 A	ABS202c/125	ABS203c/125	ABS204c/125
150 A	ABS202c/150	ABS203c/150	ABS204c/150
175 A	ABS202c/175	ABS203c/175	ABS204c/175
200 A	ABS202c/200	ABS203c/200	ABS204c/200
225 A	ABS202c/225	ABS203c/225	ABS204c/225
250 A	ABS202c/250	ABS203c/250	ABS204c/250

ABH type (50kA/460V)			
Rated current, In	2-pole	3-pole	4-pole
100 A	ABH202c/100	ABH203c/100	ABH204c/100
125 A	ABH202c/125	ABH203c/125	ABH204c/125
150 A	ABH202c/150	ABH203c/150	ABH204c/150
175 A	ABH202c/175	ABH203c/175	ABH204c/175
200 A	ABH202c/200	ABH203c/200	ABH204c/200
225 A	ABH202c/225	ABH203c/225	ABH204c/225
250 A	ABH202c/250	ABH203c/250	ABH204c/250



Accessories




Electrical auxiliaries

AX	Auxiliary Switch	
AL	Alarm Switch	
AX+AL	Combination switch	
SHT	Shunt Trip	
UVT	Undervoltage trip	

Maximum possibilities

T-position	One of above auxiliaries
R-position	Option of AX or AL or AX+AL

Note) For more detail see 60 page



External accessories

ABH250c	Name
B33	Insulation barrier
TCL33	Terminal cover (Long)
TCS33	Terminal cover (Short)
DH250	Rotary handle (Direct)
DHK250	Rotary handle (Direct, Key lock)
EH250	Rotary handle (Extended)
RTB3	Rear terminal (Bar)
RTR3	Rear terminal (Round)
PBA250C	Plug-in kit
PHL250	Pad handle lock

Note) For more detail see 65 page