

# 250AF ELCB

## EBN250c, EBS250c, EBH250c



EBN203c



EBS203c

### Ratings

Frame size		250AF						
<b>Type and Pole</b>		<b>N-Type</b>		<b>S-Type</b>		<b>H-Type</b>		
	2-pole(2-sensor)	<b>EBN202c</b>		-		-		
	3-pole(3-sensor)	<b>EBN203c</b>		<b>EBS203c</b>		<b>EBH203c</b>		
	4-pole(3-sensor)	-		<b>EBS204c</b>		<b>EBH204c</b>		
Rated current, I <sub>n</sub>		100-125-150-175-200-225-250A						
Rated residual current, I <sub>Δn</sub>		30, 100/200/500mA (Adjustable)						
Residual current off-time at I <sub>Δn</sub>		≤ 0.1 sec						
Rated operational voltage, U <sub>e</sub>		AC: 220/460V						
Rated impulse withstand voltage, U <sub>imp</sub>		6kV						
Wiring system	2-pole(2-sensor)	1 ∅ 2W						
	3-pole(3-sensor)	1 ∅ 2W, 1 ∅ 3W, 3 ∅ 3W						
	4-pole(3-sensor)	1 ∅ 2W, 1 ∅ 3W, 3 ∅ 3W, 3 ∅ 4W						
<b>Rated short-circuit breaking capacity, I<sub>cu</sub></b>		<b>N-Type</b>		<b>S-Type</b>		<b>H-Type</b>		
	AC <b>460V</b>	<b>26kA</b>		<b>37kA</b>		<b>50kA</b>		
	IEC 60947-2 (I <sub>cu</sub> )	415V		37kA		50kA		
	I <sub>cs</sub> =100%I <sub>cu</sub>	<b>220/250V</b>		<b>85kA</b>		<b>100kA</b>		
<b>Protective function</b>		Overload, Short-circuit and Ground fault						
Type of trip unit		Thermal-Magnetic						
Magnetic trip range		12 × I <sub>n</sub>						
Endurance	Mechanical	20000 operations						
	Electrical	5000 operations						
Connection	Standard	Front connection						
	Optional	Rear connection						
		Plug-in						
Mounting	Standard	Screw fixing						
<b>Dimensions (mm)</b>		Pole	2p	3p	3p	4p	3p	4p
		a	105	105	105	140	105	140
		b	165		165		165	
		c1 <small>Note)</small>	60		60		60	
		c2 <small>Note)</small>	64		64		64	
		d	87		87		87	
		Weight, kg	Standard	1.1	1.2	1.2	1.5	1.2
<b>Certification</b>		Pole	2p	3p	3p	4p	3p	4p
CE marking		CE	○	○	○	○	○	

Note) Depth by door cut size : c1 for large cut, c2 for small cut

#### For more information

- Drawings ▶ 83 page
- Trip curves ▶ 74 page
- Accessories ▶ 60 page
- Connection and mounting ▶ 89 page

## Ordering types

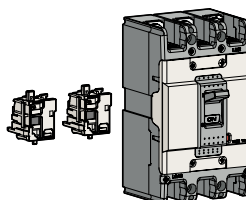
### Breaker types

EBN type (25kA/460V)				
Rated current, In	Rated residual current, I $\Delta$ n: 30mA		Rated residual current, I $\Delta$ n: 100/200/500mA	
	2-pole	3-pole	2-pole	3-pole
100 A	EBN202c/100/30	EBN203c/100/30	EBN202c/100/100	EBN203c/100/100
125 A	EBN202c/125/30	EBN203c/125/30	EBN202c/125/100	EBN203c/125/100
150 A	EBN202c/150/30	EBN203c/150/30	EBN202c/150/100	EBN203c/150/100
175 A	EBN202c/175/30	EBN203c/175/30	EBN202c/175/100	EBN203c/175/100
200 A	EBN202c/200/30	EBN203c/200/30	EBN202c/200/100	EBN203c/200/100
225 A	EBN202c/225/30	EBN203c/225/30	EBN202c/225/100	EBN203c/225/100
250 A	EBN202c/250/30	EBN203c/250/30	EBN202c/250/100	EBN203c/250/100

EBS type (37kA/460V)				
Rated current, In	Rated residual current, I $\Delta$ n: 30mA		Rated residual current, I $\Delta$ n: 100/200/500mA	
	3-pole	4-pole	3-pole	4-pole
100 A	EBS203c/100/30	EBS204c/100/30	EBS203c/100/100	EBS204c/100/100
125 A	EBS203c/125/30	EBS204c/125/30	EBS203c/125/100	EBS204c/125/100
150 A	EBS203c/150/30	EBS204c/150/30	EBS203c/150/100	EBS204c/150/100
175 A	EBS203c/175/30	EBS204c/175/30	EBS203c/175/100	EBS204c/175/100
200 A	EBS203c/200/30	EBS204c/200/30	EBS203c/200/100	EBS204c/200/100
225 A	EBS203c/225/30	EBS204c/225/30	EBS203c/225/100	EBS204c/225/100
250 A	EBS203c/250/30	EBS204c/250/30	EBS203c/250/100	EBS204c/250/100

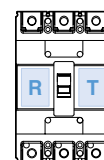
EBH type (50kA/460V)				
Rated current, In	Rated residual current, I $\Delta$ n: 30mA		Rated residual current, I $\Delta$ n: 100/200/500mA	
	3-pole	4-pole	3-pole	4-pole
100 A	EBH203c/100/30	EBH204c/100/30	EBH203c/100/100	EBH204c/100/100
125 A	EBH203c/125/30	EBH204c/125/30	EBH203c/125/100	EBH204c/125/100
150 A	EBH203c/150/30	EBH204c/150/30	EBH203c/150/100	EBH204c/150/100
175 A	EBH203c/175/30	EBH204c/175/30	EBH203c/175/100	EBH204c/175/100
200 A	EBH203c/200/30	EBH204c/200/30	EBH203c/200/100	EBH204c/200/100
225 A	EBH203c/225/30	EBH204c/225/30	EBH203c/225/100	EBH204c/225/100
250 A	EBH203c/250/30	EBH204c/250/30	EBH203c/250/100	EBH204c/250/100

### Accessories



#### Electrical auxiliaries


<b>AX</b>	Auxiliary Switch
<b>AL</b>	Alarm Switch
<b>AX+AL</b>	Combination switch



#### Maximum possibilities

<b>T-position</b>	Not available
<b>R-position</b>	Option of AX or AL or AX+AL

Note) For more detail see 60 page



#### External accessories

EBN250c EBS250c EBH250c	Name
<b>IB23</b>	Insulation barrier
<b>TCL33</b>	Terminal cover (Long)
<b>TCS33</b>	Terminal cover (Short)
<b>DH250</b>	Rotary handle (Direct)
<b>DHK250</b>	Rotary handle (Direct, Key lock)
<b>EH250</b>	Rotary handle (Extended)
<b>RTB3</b>	Rear terminal (Bar)
<b>RTR3</b>	Rear terminal (Round)
<b>PB-D3</b>	Plug-in kit
<b>PHL250</b>	Pad handle lock

Note) For more detail see 65 page