

60AF ELCB

EBN60c, EBS60c



EBN63c



EBS63c

Ratings

| Frame size | | 60AF | | | |
|--|--|--|-----|---------------|-----|
| Type and Pole | | N-Type | | S-Type | |
| 2-pole(2-sensor) | | - | | - | |
| 3-pole(3-sensor) | | EBN63c | | EBS63c | |
| 4-pole(3-sensor) | | - | | EBS64c | |
| Rated current, I _n | | 60A | | | |
| Rated residual current, I _{Δn} | | 30, 100/200/500mA (Adjustable) | | | |
| Residual current off-time at I _{Δn} | | ≤0.1 sec | | | |
| Rated operational voltage, U _e | | AC: 220/460V | | | |
| Rated impulse withstand voltage, U _{imp} | | 6kV | | | |
| Wiring system | | - | | | |
| 2-pole(2-sensor) | | - | | | |
| 3-pole(3-sensor) | | 1 ∅ 2W, 1 ∅ 3W, 3 ∅ 3W | | | |
| 4-pole(3-sensor) | | 1 ∅ 2W, 1 ∅ 3W, 3 ∅ 3W, 3 ∅ 4W | | | |
| Rated short-circuit breaking capacity, I_{cu} | | N-Type | | S-Type | |
| AC 460V | | 14kA | | 18kA | |
| IEC 60947-2 (I _{cu}) | | 415V | | 18kA | |
| I _{cs} =100%I _{cu} | | 220/250V | | 35kA | |
| Protective function | | Overload, Short-circuit and Ground fault | | | |
| Type of trip unit | | Thermal-Magnetic | | | |
| Magnetic trip range | | 12 × I _n | | | |
| Endurance | | 25000 operations | | | |
| Mechanical | | 25000 operations | | | |
| Electrical | | 10000 operations | | | |
| Connection | | Front connection | | | |
| Standard | | Front connection | | | |
| Optional | | Rear connection | | | |
| Mounting | | Plug-in | | | |
| Standard | | Screw fixing | | | |
| Dimensions (mm) | | Pole | 3p | 3p | 4p |
| a | | | 75 | 75 | 100 |
| b | | | 130 | 130 | 130 |
| c1 <small>Note</small> | | | 60 | 60 | 60 |
| c2 <small>Note</small> | | | 64 | 64 | 64 |
| d | | | 82 | 82 | 82 |
| Weight, kg | | Standard | 0.7 | 0.7 | 0.9 |
| Certification | | Pole | 3p | 3p | 4p |
| CE marking | | CE | ○ | ○ | ○ |

Note) Depth by door cut size : C1 for large cut, C2 for small cut

For more information

- Drawings ▶ 81 page
- Trip curves ▶ 72 page
- Accessories ▶ 60 page
- Connection and mounting ▶ 89 page

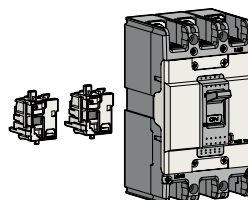
Ordering types

Breaker types

| EBN type (14kA/460V) | | | |
|-------------------------------|--|--|---|
| Rated current, I _n | Rated residual current, I _{Δn} : 30mA | | Rated residual current, I _{Δn} : 100/200/500mA |
| | 3-pole | | 3-pole |
| 60 A | EBN63c/60/30 | | EBN63c/60/100 |

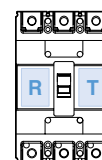
| EBS type (18kA/460V) | | | | |
|-------------------------------|--|--------------|---|---------------|
| Rated current, I _n | Rated residual current, I _{Δn} : 30mA | | Rated residual current, I _{Δn} : 100/200/500mA | |
| | 3-pole | 4-pole | 3-pole | 4-pole |
| 60 A | EBS63c/60/30 | EBS64c/60/30 | EBS63c/60/100 | EBS64c/60/100 |

Accessories



Electrical auxiliaries


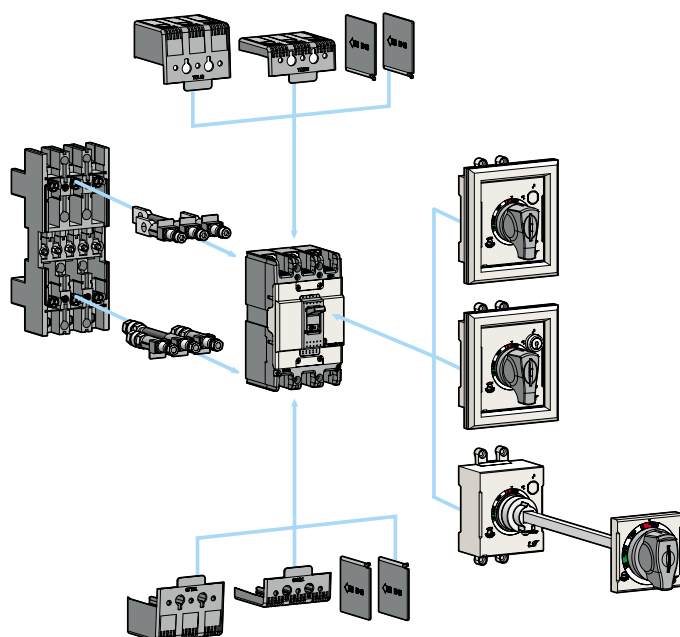
| | |
|--------------|--------------------|
| AX | Auxiliary Switch |
| AL | Alarm Switch |
| AX+AL | Combination switch |



Maximum possibilities

| | |
|-------------------|-----------------------------|
| T-position | Not available |
| R-position | Option of AX or AL or AX+AL |

Note) For more detail see 60 page



External accessories

| EBS60c EBN60c | Name |
|------------------|----------------------------------|
| IB13 | Insulation barrier |
| TCL13 | Terminal cover (Long) |
| TCS13 | Terminal cover (Short) |
| DH100 | Rotary handle (Direct) |
| DHK100 | Rotary handle (Direct, Key lock) |
| EH100 | Rotary handle (Extended) |
| RTB1 | Rear terminal (Bar) |
| RTR1 | Rear terminal (Round) |
| PB-A3 | Plug-in kit |
| PHL100 | Pad handle lock |

Note) For more detail see 65 page