

## A9F74263

Miniature circuit-breaker, Acti9 iC60N, 2P, 63 A, C curve, 6000 A (IEC 60898-1), 10 kA (IEC 60947-2)



The information provided in this documentation contains general descriptions and/or technical characteristics of the performance of the products contained herein. This documentation is not intended as a substitute for and is not to be used for determining suitability or reliability of these products for specific user applications. It is the duty of any such user or integrator to perform the appropriate and complete risk analysis, evaluation and testing of the products with respect to the relevant specific application or use thereof. Neither Schneider Electric Industries SAS nor any of its affiliates or subsidiaries shall be responsible or liable for misuse of the information contained herein.

## Main

Device application	Distribution
Range	Acti 9
Product name	Acti9 iC60
Product or component type	Miniature circuit-breaker
Device short name	IC60N
Poles description	2P
Number of protected poles	2
[In] rated current	63 A
Network type	DC AC
Trip unit technology	Thermal-magnetic
Curve code	C
Breaking capacity	6000 A Icn at 400 V AC 50/60 Hz conforming to EN/IEC 60898-1 36 KA Icu at 12...60 V AC 50/60 Hz conforming to EN/IEC 60947-2 10 KA Icu at <= 125 V DC conforming to EN/IEC 60947-2 10 KA Icu at 380...415 V AC 50/60 Hz conforming to EN/IEC 60947-2 20 KA Icu at 220...240 V AC 50/60 Hz conforming to EN/IEC 60947-2 6 KA Icu at 440 V AC 50/60 Hz conforming to EN/IEC 60947-2 36 KA Icu at 100...133 V AC 50/60 Hz conforming to EN/IEC 60947-2
Utilisation category	Category A conforming to EN 60947-2 Category A conforming to IEC 60947-2
Suitability for isolation	Yes conforming to EN 60898-1 Yes conforming to EN 60947-2 Yes conforming to IEC 60898-1 Yes conforming to IEC 60947-2
Standards	IEC 60898-1 EN 60947-2 EN 60898-1 IEC 60947-2

## Complementary

Network frequency	50/60 Hz
Magnetic tripping limit	8 x In +/- 20 %
[Ics] rated service breaking capacity	15 KA 75 % conforming to EN 60947-2 - 220...240 V AC 50/60 Hz 7.5 KA 75 % conforming to EN 60947-2 - 380...415 V AC 50/60 Hz 4.5 KA 75 % conforming to EN 60947-2 - 440 V AC 50/60 Hz 15 KA 75 % conforming to IEC 60947-2 - 220...240 V AC 50/60 Hz 7.5 KA 75 % conforming to IEC 60947-2 - 380...415 V AC 50/60 Hz 4.5 KA 75 % conforming to IEC 60947-2 - 440 V AC 50/60 Hz 27 KA 75 % conforming to IEC 60947-2 - 12...133 V AC 50/60 Hz 27 KA 75 % conforming to EN 60947-2 - 12...133 V AC 50/60 Hz 6000 A 100 % conforming to EN 60898-1 - 400 V AC 50/60 Hz 6000 A 100 % conforming to IEC 60898-1 - 400 V AC 50/60 Hz 10 KA 100 % conforming to IEC 60947-2 - 72...125 V DC 10 KA 100 % conforming to EN 60947-2 - 72...125 V DC
[Ui] rated insulation voltage	500 V AC 50/60 Hz conforming to EN 60947-2 500 V AC 50/60 Hz conforming to IEC 60947-2
[Uimp] rated impulse withstand voltage	6 KV conforming to EN 60947-2 6 KV conforming to IEC 60947-2
Contact position indicator	Yes
Control type	Toggle
Local signalling	Trip indicator
Mounting mode	Fixed
Mounting support	DIN rail
Comb busbar and distribution block compatibility	Top or bottom: YES
9 mm pitches	4
Height	85 Mm
Width	36 Mm
Depth	78.5 Mm
Net weight	0.25 Kg
Colour	White
Mechanical durability	20000 Cycles

Electrical durability	10000 Cycles
Connections - terminals	Single terminal (top or bottom) 1...35 mm <sup>2</sup> rigid Single terminal (top or bottom) 1...25 mm <sup>2</sup> flexible
Wire stripping length	14 Mm for top or bottom connection
Tightening torque	3.5 N.M top or bottom
Earth-leakage protection	Separate block






## Environment

IP degree of protection	IP20 conforming to IEC 60529 IP20 conforming to EN 60529
Pollution degree	3 conforming to EN 60947-2 3 conforming to IEC 60947-2
Overvoltage category	IV
Tropicalisation	2 conforming to IEC 60068-1
Relative humidity	95 % at 55 °C
Operating altitude	0...2000 m
Ambient air temperature for operation	-35...70 °C
Ambient air temperature for storage	-40...85 °C

## Packing Units

Unit Type of Package 1	PCE
Number of Units in Package 1	1
Package 1 Weight	257.0 G
Package 1 Height	7.5 Cm
Package 1 width	3.6 Cm
Package 1 Length	9.5 Cm
Unit Type of Package 2	BB1
Number of Units in Package 2	6
Package 2 Weight	1.603 Kg
Package 2 Height	7.8 Cm
Package 2 width	9.8 Cm
Package 2 Length	22.5 Cm
Unit Type of Package 3	S03
Number of Units in Package 3	66
Package 3 Weight	18.15 Kg
Package 3 Height	30 Cm
Package 3 width	30 Cm
Package 3 Length	40 Cm

## Offer Sustainability

Sustainable offer status	Green Premium product
REACH Regulation	 <a href="#">REACH Declaration</a>
REACH free of SVHC	Yes
EU RoHS Directive	Compliant  <a href="#">EU RoHS Declaration</a>
Toxic heavy metal free	Yes
Mercury free	Yes
RoHS exemption information	 <a href="#">Yes</a>
China RoHS Regulation	 <a href="#">China RoHS Declaration</a>
Environmental Disclosure	 <a href="#">Product Environmental Profile</a>
WEEE	The product must be disposed on European Union markets following specific waste collection and never end up in rubbish bins

Contractual warranty

Warranty	18 months
----------	-----------

Product Life Status :	Commercialised
-----------------------	----------------