



Main

Range of product	EasyPact
Product or component type	Circuit breaker
Device short name	Easypact EZC100H
Circuit breaker name	Easypact EZC100H
Device application	Distribution
Poles description	4P
Protected poles description	3t
Network type	DC AC
Network frequency	50/60 Hz
[In] rated current	25 A at 40 °C
[Ui] rated insulation voltage	690 V AC 50/60 Hz conforming to IEC 60947-2
[Uimp] rated impulse withstand voltage	6 kV conforming to IEC 60947-2
[Ue] rated operational voltage	550 V AC 50/60 Hz conforming to IEC 60947-2 250 V DC conforming to IEC 60947-2
Breaking capacity code	H
Breaking capacity	10 KA Icu at 125 V DC conforming to IEC 60947-2 10 KA Icu at 250 V DC 2P conforming to IEC 60947-2 10 KA Icu at 550 V AC 50/60 Hz conforming to IEC 60947-2 100 KA Icu at 110...130 V AC 50/60 Hz conforming to IEC 60947-2 20 KA Icu at 440 V AC 50/60 Hz conforming to IEC 60947-2 50 KA Icu at 220...240 V AC 50/60 Hz conforming to IEC 60947-2 30 KA Icu at 380...400 V AC 50/60 Hz conforming to IEC 60947-2 30 KA Icu at 415 V AC 50/60 Hz conforming to IEC 60947-2
[Ics] rated service breaking capacity	5 KA at 125 V DC conforming to IEC 60947-2 5 KA at 250 V DC conforming to IEC 60947-2 5 KA at 440 V AC 50/60 Hz conforming to IEC 60947-2 2.5 KA at 550 V AC 50/60 Hz conforming to IEC 60947-2 15 KA at 380...400 V AC 50/60 Hz conforming to IEC 60947-2 25 KA at 220...240 V AC 50/60 Hz conforming to IEC 60947-2 50 KA at 110...130 V AC 50/60 Hz conforming to IEC 60947-2 7.5 KA at 415 V AC 50/60 Hz conforming to IEC 60947-2
Suitability for isolation	Yes conforming to IEC 60947-2
Utilisation category	Category A
Trip unit name	TM-D
Trip unit technology	Thermal-magnetic
Trip unit rating	25 A at 50 °C
Protection type	Short-circuit protection Overload protection
Pollution degree	3 conforming to IEC 60947

The information provided in this documentation contains general descriptions and/or technical characteristics of the products contained herein. This documentation is not intended as a substitute for and is not to be used for determining suitability or reliability of these products for specific user applications. It is the duty of any such user or integrator to perform the appropriate and complete risk analysis, evaluation and testing of the products with respect to the relevant specific application or use thereof. Neither Schneider Electric Industries SAS nor any of its affiliates or subsidiaries shall be responsible or liable for misuse of the information contained herein.

Complementary

Control type	Toggle
Mounting mode	Fixed
Mounting support	Backplate
Upside connection	Front
Downside connection	Front
Mechanical durability	8500 Cycles
Electrical durability	Category A: 1500 cycles 415 V AC 50/60 Hz conforming to IEC 60947-2
Connection pitch	25 Mm
Local signalling	Positive contact indication
Neutral protection setting	Without protection
Earth-leakage protection	Without
Height	130 Mm
Width	100 Mm
Depth	60 Mm




Environment

Standards	JIS C8201-2-2 EN/IEC 60947-1 EN/IEC 60947-2 GB/T 14048.2
IP degree of protection	IP20 conforming to IEC 60529
IK degree of protection	IK07 conforming to EN 50102
Ambient air temperature for operation	-25...70 °C
Ambient air temperature for storage	-35...85 °C

Packing Units

Unit Type of Package 1	PCE
Number of Units in Package 1	1
Package 1 Weight	1.071 Kg
Package 1 Height	9 Cm
Package 1 width	11 Cm
Package 1 Length	14 Cm
Unit Type of Package 2	S03
Number of Units in Package 2	18
Package 2 Weight	19.765 Kg
Package 2 Height	30 Cm
Package 2 width	30 Cm
Package 2 Length	40 Cm
Unit Type of Package 3	PAL
Number of Units in Package 3	288
Package 3 Weight	308.448 Kg
Package 3 Height	80 Cm
Package 3 width	120 Cm
Package 3 Length	288 Cm

Offer Sustainability

Sustainable offer status	Green Premium product
REACH Regulation	 REACH Declaration
REACH free of SVHC	Yes
EU RoHS Directive	Compliant  EU RoHS Declaration
Toxic heavy metal free	Yes
Mercury free	Yes
RoHS exemption information	 Yes

China RoHS Regulation	China RoHS Declaration
Environmental Disclosure	Product Environmental Profile
WEEE	The product must be disposed on European Union markets following specific waste collection and never end up in rubbish bins

Contractual warranty

Warranty	18 months
----------	-----------

Product Life Status :	Commercialised
-----------------------	-----------------------