


DS CODE:
701201

LS Simple™ Cabling Solution

LS-FDF-SC-xx-C-yyy-DP-MTV



➤ Description

- Installed and used in wall type enclosure, distribution frame or system box.
- Possible to install it vertically by hanging hole and maximize the space efficiency
- Application in small scale office, residential area by SC type 2~4-core.

➤ Specification

- Adaptor type & Core No. : SC type 2~4-core
- Performance : Connection loss $\leq 0.5\text{dB}$
- Dimension (H x W x D) : 132 x 88.9 x 32 (mm)
- Material : ABS 2.5T
- Cable supporting structure included in frame

➤ Part Numbers

Item	Part Numbers	Compatible Items
Vertical Mini Termination Box	LS-FDF-SC-xx-C-yyy-DP-MTV	Fiber Adapter : SC Duplex SM, MM

* xx denotes fiber type : SM, MM

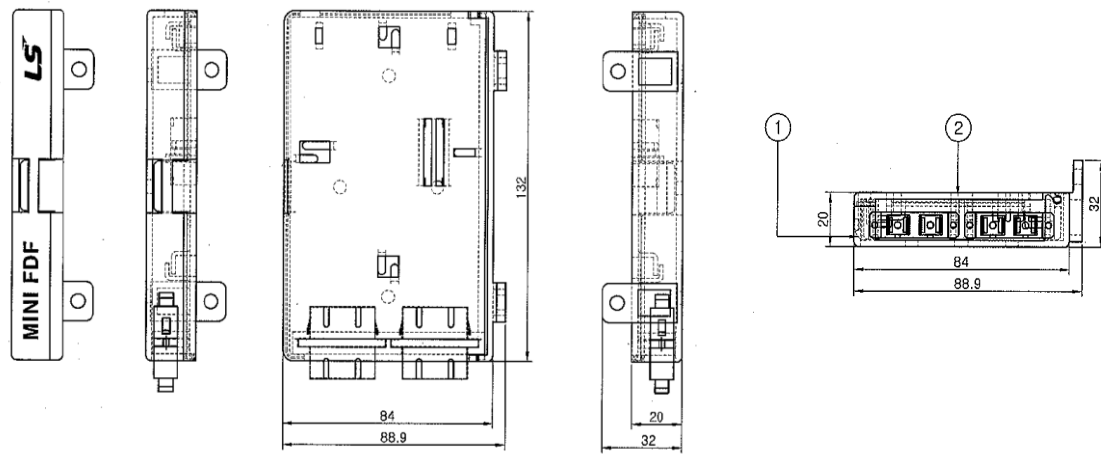
* yyy denotes core no. : 002 (2-core), 004 (4-core)

DS CODE:
701201

LS Simple™ Cabling Solution

LS-FDF-SC-xx-C-yyy-DP-MTV


➤ Drawing



DS CODE:
701202

LS Simple™ Cabling Solution

LS-FDF-SC-SM(MM)-C-xxx-SP(DP)-MW



➤ Description

- Installed and used in wall type enclosure, distribution frame or system box.
- Installed in narrow space where 19" racks couldn't be placed on.

➤ Specification

- Adaptor type & Core No. : SC type 8, 12, 24-core
- Performance : IL ≤ 0.3dB (Single-mode), IL ≤ 0.5dB (Multi-mode)
- Material : SCP 1~1.2T
- Cable supporting structure included in frame

➤ Application

- Telecommunication network
- Horizontal distribution systems
- Local Area Networks
- CATV Systems
- LAN and WAN (IEEE 802.3ba, 100BASE-FX, 10GBASE-LX4, 10GBASE-ER/EW etc.)

➤ Part Numbers

Item	Part Numbers	Compatible Items
Mini Wall mount FDF	LS-FDF-SC-SM(MM)-C-004-SP-MW	Fiber Adapter : SC type Simplex SM(MM)
	LS-FDF-SC-SM(MM)-C-008-SP-MW	Fiber Adapter : SC type Simplex SM(MM)
	LS-FDF-SC-SM(MM)-C-012-SP-MW	Fiber Adapter : SC type Simplex SM(MM)
	LS-FDF-SC-SM(MM)-C-024-DP-MW	Fiber Adapter : SC type Duplex SM(MM)

DS CODE:
701202

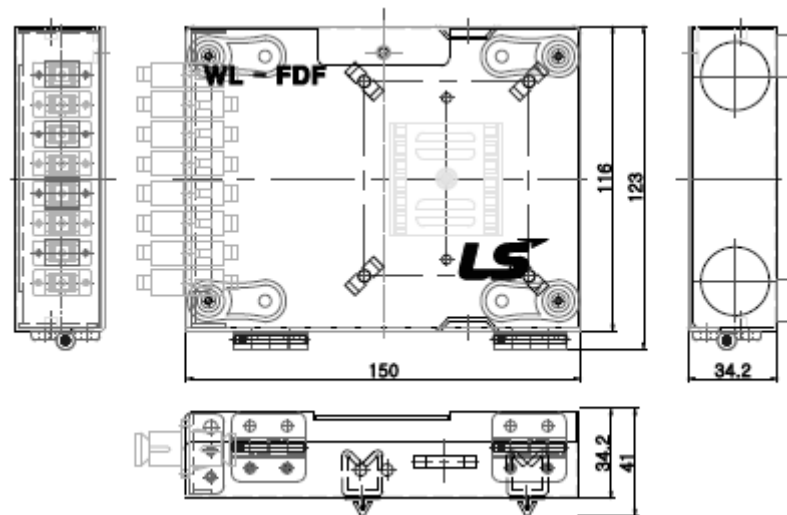
LS Simple™ Cabling Solution

LS-FDF-SC-SM(MM)-C-xxx-SP(DP)-MW

➤ Drawing

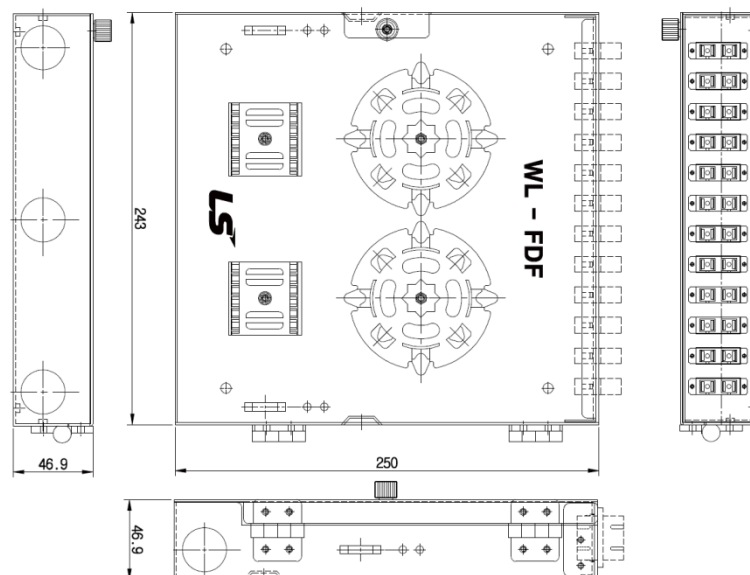
Ex)LS-FDF-SC-SM(MM)-C-008-SP-MW

- Dimension (H x W x D) : 150 x 123 x 41 (mm)



Ex)LS-FDF-SC-SM(MM)-C-024-DP-MW


- Dimension (H x W x D) : 250 x 243 x 46.9 (mm)



DS CODE:
701203

LS Simple™ Cabling Solution

LS-FDF-SC(LC)-SM(MM)-yyy-SP(DP)-MTC



Description

Cover type Mini FDF could be utilized for wall mount box, distribution box and system box and should make better use of space with vertical mounting hole. These LS Simple™ Mini FDFs are available to use in residences, apartments and small offices with SC simplex or LC duplex adapters.

Specification

- Dimension (H x W x D) : 120 x 92 x 36.5mm
- Cable Guide & Holder included
- Materials : ABS 2.5T
- Connection loss \leq 0.5dB

Part Numbers

Item	Part Numbers	Compatible Items
Plate Mini Termination Box (Cover type)	LS-FDF-SC-SM(MM)-yyy-SP-MTC	Fiber Adapter : SC Simplex SM, MM (flange type) LC Duplex SM, MM (flange type)
	LS-FDF-LC-SM(MM)-yyy-DP-MTC	

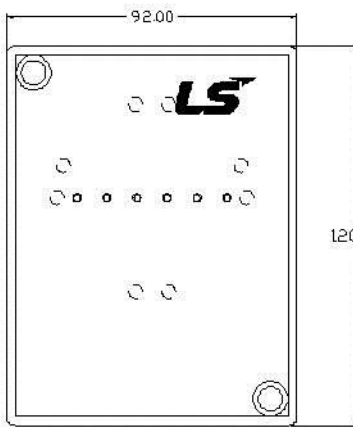
* yyy denotes fiber core : 002 (2-core), 004 (4-core), 008 (8-core) etc.

DS CODE:
701203

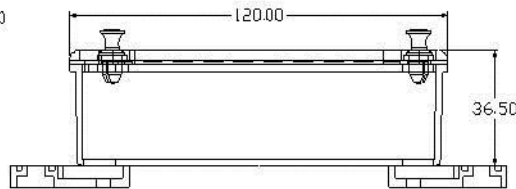
LS Simple™ Cabling Solution

LS-FDF-SC(LC)-SM(MM)-yyy-SP(DP)-MTC

 Drawing

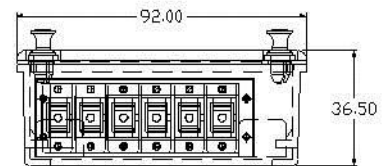


TOP VIEW



SIDE VIEW

Example) SC simplex 6-core




FRONT VIEW

DS CODE:
701801

LS Simple™ Cabling Solution

LS-FDF-EP24-W / LS-FDF-EP48-W



➤ Description

- Outdoor empty type Fiber Distribution Frame
- 24 or 48 empty hole compatible with fiber adapter with flange
- Installed and used in wall type enclosure, distribution frame or system box.

➤ Specification

- Adaptor type : SC simplex or LC duplex with flange
- Max Capacity : SC 24core or LC 48core (in case of LS-FDF-EP24-W)
SC 48core or LC 96core (in case of LS-FDF-EP48-W)
- Performance : Insertion loss \leq 0.3dB (Single-mode)
Insertion loss \leq 0.5dB (Multi-mode)

➤ Application

- Telecommunication network
- Horizontal distribution systems
- Local Area Networks
- CATV Systems
- LAN and WAN (IEEE 802.3ba, 100BASE-FX, 10GBASE-LX4, 10GBASE-ER/EW, 40GBASE-LR4, 100GBASE-ER4 etc.)

DS CODE:
701801

LS Simple™ Cabling Solution

LS-FDF-EP24-W / LS-FDF-EP48-W

Part Numbers

Item	Part Numbers	Compatible Items
Empty Wall mount FDF	LS-FDF-EP24-W LS-FDF-EP48-W	Fiber Adapter with flange: LS-FA-SC-SM-C-1-BL-W LS-FA-SC-MM-C-1-BG-W LS-FA-SC-M3-C-1-BG-W LS-FA-LC-SM-C-2-BL-W LS-FA-LC-MM-C-2-BG-W LS-FA-LC-M3-C-2-AQ-W Splicing Tray: LS-SPTR-024 LS-SPTR-048

Drawing (Ex. LS-FDF-EP24-W)

